

HOUSING DATA SHEET

ASHRAE PURO® Seal ASA

ASHRAE side access filter housing

Purolator Filtration Systems


Introduction

The Purolator ASHRAE PURO® Seal ASA filter housing is a multistage unit for 2" or 4" pre-filters, combined with 1" header models of medium and high efficiency extended surface SERVA-PAK™, AERO-CELL™, SERVA-CELL® and DEFIANT® final filter products. A broad range of sizes are available to accommodate most system requirements. NOTE: Housing accommodates 6" through 36" filters, with as small as 22-1/4" in-line depth required.

Each housing is constructed with specific features which increase product versatility, integrity, and ease of use.


Construction features

- Factory assembled of 16-gauge galvanized steel into a one-piece construction to insure easy field installation.
- Positive lock door latches provide a tight seal along the perimeter of every door. For ease of access, double doors can serve as an alternative means for customized access to the unit.
- For added strength, corner gussets are positioned along the upstream side of the system. To eliminate air leakage, each seam is intermittently welded and sealed with silicone compound. To increase rigidity, center stabilizer bars are incorporated on models wider than 24".




- Each door is fully gasketed (rubber type) to guard against leakage around ASHRAE pre/final filter combinations.

gasket
weather strip



- All ASA track systems are manufactured with a positive seal woven nylon pile providing ease of installation and a continuous seal for preventing air bypass within the filter bank.
- One inch (1") installation flanges are included on all units. Custom flanges available upon request.



2" prefilter track

1" track

nylon pile

Purolator
Products Air Filtration Company

Options

- **Weatherproofing:** Refers to a pitched roof of 16-gauge material; also includes rainguard over the door.
- **Insulation:** Housings requiring insulation will include 1" foil coated fiber board. Contact factory for other options.
- **Double wall insulated construction:** Each housing door is insulated with a 1" fiber board between (2) pieces of 16-gauge galvanized steel.
- **Epoxy coated housings:** Contact factory for pricing and leadtime.
- **Construction materials:** All ASA housings are available in 304-2B stainless steel and 16-gauge galvanized steel. Contact factory for pricing.
- **Vertical flow housings:** All standard features apply—removable doors promote ease of access to filter assembly.
- **Bottom access housings:** Retainer clips are available for securing filters.
- **Custom flanged housings:** All housings are available with custom flanges to match air handler specifications. Contact factory for information.
- **Universal frames for filter systems that require a large filter face area.** (Special dimensions are required. Contact factory.)

Filter Selection

Purolator standard ASA housings with extruded aluminum tracks will accommodate 2" or 4" prefilters and medium/high efficiency SERVA-PAK™, AERO-CELL™, SERVA-CELL® and DEFIANT® final filters with 1" headers.

Prefilters: Fits nominal 2" and 4" deep filters as standard. Refer to the Hi-E 40™ and MARK 80®-D DEFIANT® prefilter literature for available options.

Final filters: Fits extended surface bag and box filters with nominal 1" headers and length up to 36".

Calculating housing depths

Housings are available in three (3) depths. In calculating the depth required to cover the filters, consider the final filter begins 5" from the front of the housing (with 4" prefilters, this distance is 7").

22-1/4" depth: Accommodates SERVA-PAK and DEFIANT bag filters up to 17" deep, and AERO-CELL, DEFIANT, SERVA-CELL rigid box filters with headers 12" deep and basket filters 12" deep.

34-1/4" depth: Completely encloses SERVA-PAK and DEFIANT bag filters up to 29" deep.

42" depth: Completely encloses SERVA-PAK and DEFIANT bag filters up to 36" deep.

Dimensions

Height	Dimension
1/2.	14-1/4"
1.	26-1/4"
1-1/2.	38-1/2"
2.	50-1/2"
2-1/2.	62-3/4"
3.	74-3/4"
3-1/2.	87"
4.	99"

Width	Dimension
1/2.	13-5/8"
1.	25-3/4"
1-1/2.	37-1/4"
2.	49-1/4"
2-1/2.	60-7/8"
3.	72-7/8"
3-1/2.	84-5/8"
4.	96-1/2"
4-1/2.	108-1/8"
5.	120-1/8"
5-1/2.	131-3/4"
6.	143-3/4"

All dimensions are outside dimensions and are noted in foot or half-foot increments. A (1") turned-out flange is included on each of the four (4) sides. Dimensions are calculated based on specification of nominal 24 x 24 filters. For other size data, contact factory. For universal frame style, see submittal drawing and contact factory.



www.purolatorair.com
Email: kenlysales@coastalnet.com

PO Box 940
207 Johnston Parkway
Kenly, NC 27542
919-284-2046
800-843-0116
FAX: 919-284-5696
FAX: 800-233-9696

3800 Pell Circle
Sacramento, CA 95838

880 Facet Road
Henderson, NC 27536

212 Durham Ave.
Metuchen, NJ 08840

4010 Kimmel Drive
Davenport, IA 52802

Distributed by:



Member ASHRAE

